

# SCHOOL DROP-OFF AND PICK-UP

To help address traffic around schools, encourage students to walk and bike and to make it safer for them, consider implementing any of these measures based on the location of your school.



As students return to campus many families may choose to drive due to COVID 19 safety concerns.

This reference sheet offers some easy to implement ideas to:

Keep school drop-off and pick-up traffic moving-reducing car idling emissions

Make it safer for students that are walking or biking to school

Encourage families to park away from the school, lessening traffic at the school site

Contact us to see how the SR2S Team can help:

 (707) 399-3222

 [solanosr2s.ca.gov](https://solanosr2s.ca.gov)

 [solanosr2sinfo@sta.ca.gov](mailto:solanosr2sinfo@sta.ca.gov)

  SolanoSR2S

## Easy to Implement Ideas and Programs:

Designate the Drop-off and Pick-up lanes as a **"CELL FREE ZONE."**

**No private vehicles in "Bus Zone."**

Add **"Please Pull Forward"** signage, reduces traffic backup into street.

Student **unloading on the passenger side** only.

**"Be Ready to Go"** have your backpack and things ready in the car with your student when you arrive.

**Provide a map** with designated off campus locations for park or drop-off and walk locations.

Add **drop-off and pick-up procedures and maps** to school handbook, website and social media channels.

Encourage students to **use public transportation** if available (age appropriate). Bus operators in Solano County offer youth promotions.

**Hold a 2 or 3 Block Challenge:** Encourage families to park or drop off away from the front of the school by launching a Walk or Wheel program, Walking School Bus, Mileage/Steps Challenge.

## Make a Plan:

To improve traffic flow - consider **"Right turn only from parking lot"** (work with city traffic engineer).

**Keep pedestrians and bikers separate from cars:** Identify separate entrances for each.

**Identify drop off and pick up locations by grade:** Younger students drop-off and pick-up closer to the front of the school.

**Utilize a valet door program:** Volunteers/staff help students out of the car in the morning – they also can call up students for pick-up after school.

**Develop a pick-up plan that utilizes Name Placards.** Students are then called to the pick-up lane.

**Walking and Biking Map** – Maps can include suggested safe routes for students to get to and from school as well as designated drop-off and pick-up locations.

**Develop a video** showing families how to properly navigate the drop-off and pick-up lanes and outlining procedures.



# BEST PRACTICE IDEAS FOR SPECIFIC LOCATIONS

**A**

## HEAVILY TRAVELED STREETS School is located on a heavily traveled street

If the school is located near a shopping center or parking lot (within 1-3 blocks) consider designating that as a drop off and pick up location. This can reduce the number of cars in front of the school that may impact traffic.

This type of program can draw vehicles away from the front of the school making it safer for students to cross and can decrease stress on drivers around the school.

Work with your city for traffic calming measures, and school zone signage to encourage safe driving practices near the school.

\*The SR2S Micro Grant funds projects like signage and small scale safety improvements around schools.

**B**

## 1 WAY IN & 1 WAY OUT School with limited entrance and exit

If the school has only 1 way to drive in and 1 way to exit consider developing a drop off and pick up plan with specific directional signage either from the school district or City stating "No parking", "Drop and Go."

Plans that encourage students to be ready to exit the car when they arrive at school, or have placards with student/family names in cars that allow staff to call out for students to be ready in the "pick-up" lane can help keep traffic moving.

Consider a designated drop-off/pick-up point 1 – 3 blocks away (possible Walking School Bus)

**C**

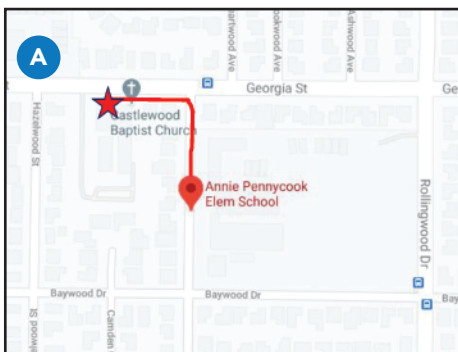
## NEXT TO/NEAR PARK

If the school is conveniently located next to or near a park designate a drop off and pick up locations. Consider a walk or wheel program where students meet up at the park and walk to school in a group (with COVID safety protocols) or encourage students to walk together to meet up with caregivers after school. This can help alleviate parent concerns over children walking alone to a park.

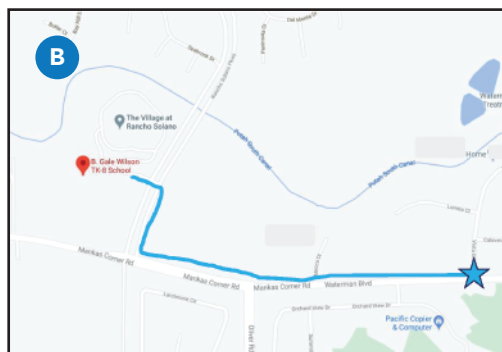
Consider asking staff members/parent volunteers to meet and walk with students to the designated location.

\*Using a park adjacent to the school typically provides an off-street path to the school for students. This type of program can draw vehicles away from the front of the school.

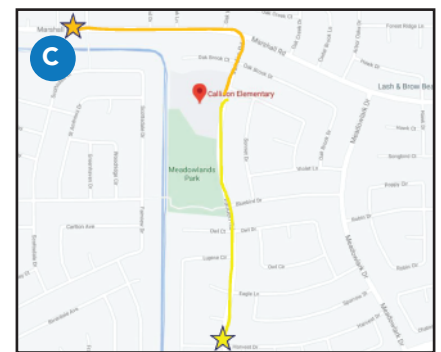
**PENNYCOOK ELEMENTARY, VALLEJO**  
A nearby church allows families to drop-off and pick-up.



**B. GALE WILSON K8, FAIRFIELD**  
Groups of students use an off street path to walk/bike and reduce traffic.



**JEAN CALLISON ELEMENTARY, VACAVILLE**  
This school uses a Walking School Bus to reduce traffic and other families use the park to drop-off and pick-up



Safe Routes to School (SR2S)  
Solano Transportation Authority  
One Harbor Center, #130  
Suisun City, CA 94585



**YOUR KIDS. YOUR SCHOOL. YOUR COMMUNITY.**